

# Community Gateway Features

A gateway will define the arrival at Squamish in a similar manner to other corridor communities, but with distinctive elements unique to Squamish. Feedback from the first phase of consultation was in favour of the Community Rocks option. The Community Rock gateway feature uses the rock theme to emphasize the natural surroundings of the area. In either option the rock feature would be approximately eight feet high, and would be illuminated.

**Elements of Continuity** are consistent features that identify the Sea-to-Sky Highway corridor as a system from West Vancouver to Whistler.

**Elements of Distinction** are features developed in consultation with each community at the detailed design phase, representing each community as a unique place and destination.

## Option 1

“Faux” rock boulder base, with integrated “faux” rock sign

### Elements of Continuity

- Consistent “faux” rock base.

### Elements of Distinction

- Each sign shape could be unique to each Community – slight variation of height, shape and width will enhance the distinction of each sign.
- Each community will have its name and community logo (logo location indicated by dashed box) displayed prominently in a contemporary, consistent typeface.
- A Salish name of each community will also appear on the sign.



## Option 2

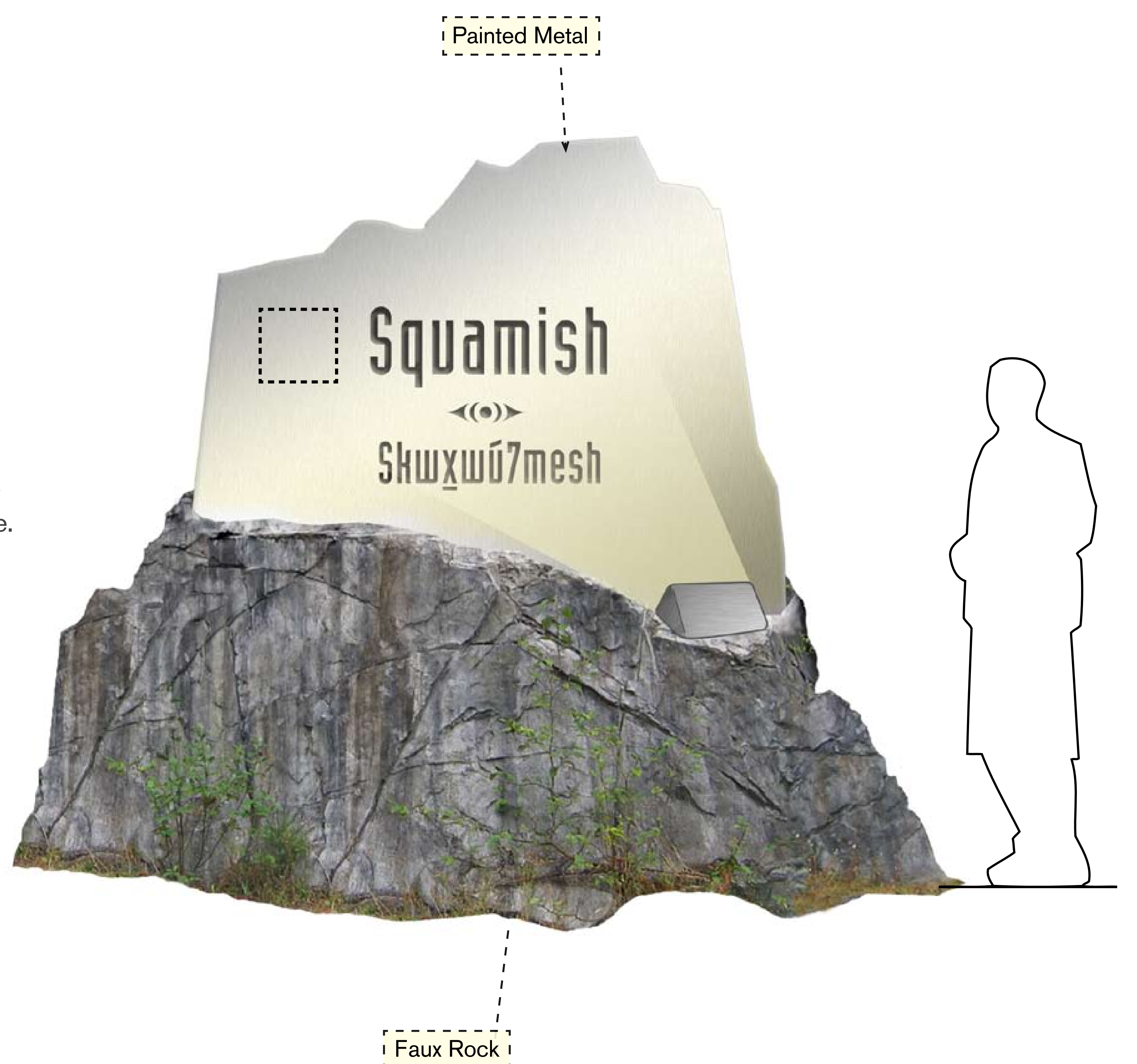

“Faux” rock boulder base, with sign made of painted metal

### Elements of Continuity

- Consistent “faux” rock base.

### Elements of Distinction

- Shape of each community sign will reflect a unique rocky slope or mountain peak.
- Sign with community name and logo (logo location indicated by dashed box) made of painted metal attached to base.
- Each community will have its name displayed.
- A Salish name of each community will also appear on the sign.
- A selection of colours for the sign (painted metal) may be available to further distinguish each sign.



# Business Gateway Signs

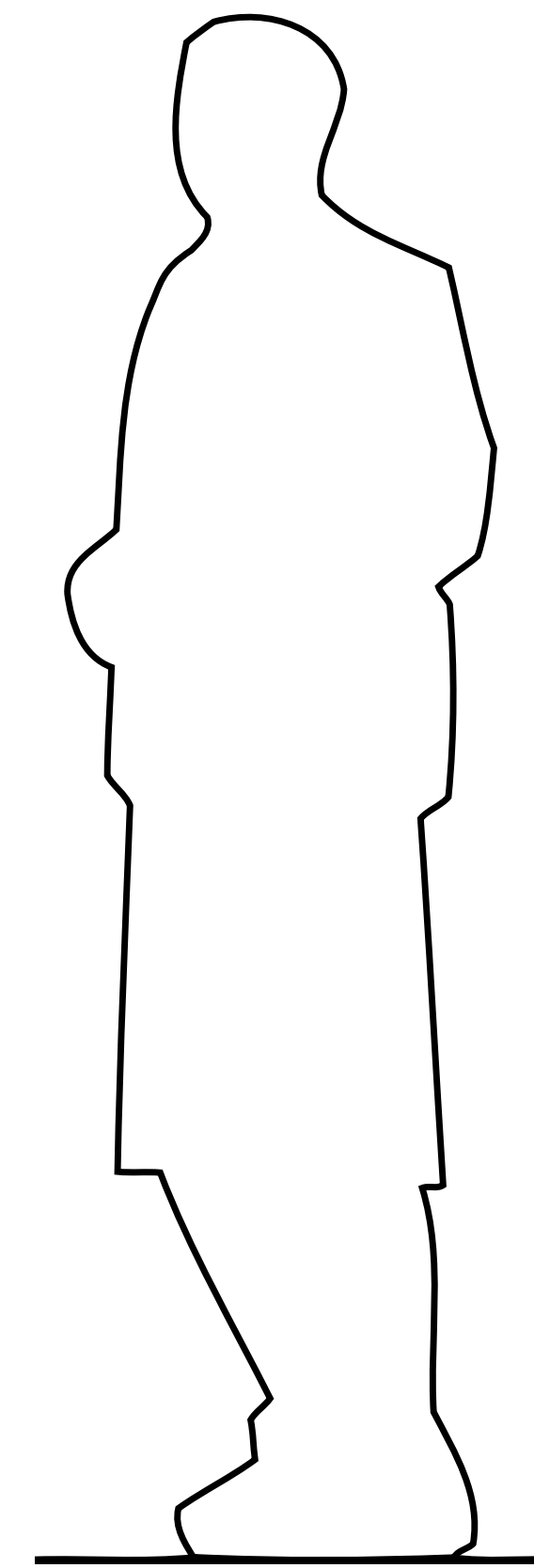
In addition to Community Gateways signage, Business Gateway signs identifying main commercial areas of Squamish Town Centre and Garibaldi Business Centre will be incorporated. Business gateways will let drivers know about business and shopping opportunities in Squamish. Options 1 and 2 are designed to correspond to the Community Rocks signage and to reflect the natural surrounding of the Squamish areas.

**Elements of Continuity** are consistent features that identify the Sea-to-Sky Highway corridor as a system from West Vancouver to Whistler.

**Elements of Distinction** are features developed in consultation with each community at the detailed design phase, representing each community as a unique place and destination.

## Option 1

A metal sign set into a boulder-like, faux rock base. Signs would be approximately 5 feet tall.



## Option 2

A metal sign set on a rock wall, made of either real or faux-rock. Signs would be approximately 5 feet tall.

